

# Inverted Flare

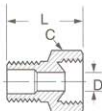
**Brass  
Fittings**

## Adapter SAE 45° Flare to Inv. Flare



SAE Tube Size	Inverted Male	Catalog Number	Hex C	D	L
1/4	3/16	1518	7/16	.189	1.031
1/4	1/4	1522	7/16	.188	1.031
3/8	5/16	1553	5/8	.234	1.340
3/8	3/8	1563	5/8	.282	1.380
3/8	7/16	1554	11/16	.282	1.400

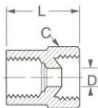
## Male Connector (Ref. SAE No. 040102)



NOTE: Pipe end drill may be reduced or increased from seat dimension 'D'.

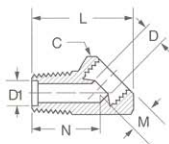
Tube O.D.	Male Pipe Thread	Catalog Number	Hex C	D	L
1/8	1/8	202x2	13/32	.078	.62
3/16	1/8	202x3	15/32	.125	.70
1/4	1/8	202x4	17/32	.188	.74
1/4	1/4	202x4x4	9/16	.188	.89
5/16	1/8	202x5	19/32	.219	.79
5/16	1/4	202x5x4	19/32	.220	.98
3/8	1/8	202x6x2	3/4	.281	.89
3/8	1/4	202x6	3/4	.281	1.03
3/8	3/8	202x6x6	3/4	.281	1.01
1/2	1/4	202x8x4	29/32	.406	1.08
1/2	3/8	202x8	29/32	.406	1.07
1/2	1/2	202x8x8	29/32	.406	1.26
5/8	1/2	202x10	1-1/16	.531	1.32
3/4	3/4	202x12	1-1/4	.625	1.39
7/8	3/4	202x14	1-3/8	.750	1.38

## Female Connector (Ref. SAE No. 040103)



Tube O.D.	Fem. Pipe Thread	Catalog Number	Hex C	D	L
3/16	1/8	252x3	1/2	.125	.75
1/4	1/8	252x4	17/32	.188	.75
5/16	1/8	252x5	19/32	.219	.78
3/8	1/4	252x6*	3/4	.281	1.03
1/2	3/8	252x8*	29/32	.406	1.09

## 45° Male Elbow (Ref. SAE No. 040302)



Tube O.D.	Male Pipe Thread	Catalog Number	Hex C	D	D1	L	M	N
3/16	1/8	352x3	17/32	.125	.156	.88	.25	.55
1/4	1/8	352x4	9/16	.188	.188	.94	.27	.58
5/16	1/8	352x5	5/8	.219	.203	1.00	.34	.56
5/16	1/4	352x5x4*	5/8	.219	.203	1.16	.23	.83
3/8	1/8	352x6x2*	25/32	.281	.281	1.34	.38	.69
3/8	1/4	352x6	25/32	.281	.219	1.34	.41	.84
1/2	3/8	352x8*	7/8	.406	.375	1.44	.38	.91
5/8	1/2	352x10*	1-1/16	.531	.500	1.75	.45	1.09

\*MTO - Made To Order

BRASS

**WEATHERHEAD®**

## CA-632 • FITTINGS ASSORTMENT

The CA-632 assortment combines a colorful, attractive lobby display unit and an assortment of fast moving brass fittings with coverage for most any application. This space saving assortment includes color coded, illustrated, labels for quick identification by customers of standard fittings, as well as fuel line, carburetion, metric and domestic hydraulic brake and thermoplastic brass fittings in 240 configurations and sizes. Be a supplier to auto dealers, brake specialists, RV shops, plant maintenance shops, truck and bus fleets, contractors, marinas, loggers, shipyards, fishing fleets, farmers and self installers for their brass fitting requirements. Contents of this assortment may vary as new fittings are introduced and stock fittings change in popularity.

Contents Only: CA-632CO

## CA-632 Contents

Catalog Number	Quantity	Catalog Number	Quantity	Catalog Number	Quantity	Catalog Number	Quantity
05703B-102	5	302x5	10	3600x2	5	62x10	1
05704B-102	10	302x6	5	3600x4	5	6200x2	10
05704B-104	5	3129x2	5	3700x2	10	6200x3	10
05704B-C02	5	3150x2	10	3700x4	5	6200x4	10
05705B-102	10	3150x4	10	3700x6	5	6202	10
05705B-104	5	3151x2	10	3750x2	5	64x4	5
05705B-C02	10	3151x4	10	3750x4	5	64x6	5
05705B-C04	10	3151x6	10	402x3	10	66x2	10
05705B-1560	10	3151x8	5	402x4	10	66x3	10
05705B-1561	10	3152x2	10	402x4x4	5	66x4	10
05706B-102	10	3152x4	10	402x5	10	66x6	5
05706B-104	10	3152x6	10	402x5x4	10	6660	5
05706B-106	5	3152x8	5	402x6	10	6749	1
05706B-C02	5	3152x12	2	41x3	10	68x2	10
05706B-C04	5	3200x2	10	41x4	10	68x3	10
05706B-1568	5	3200x4	5	41x5	10	68x4	10
05706B-1570	5	3200x4x2	10	41x6	10	68x4x4	10
100x3	10	3200x6x4	5	41x8	5	68x5	10
100x4	10	3200x8x6	5	42x4	5	68x5x4	10
100x5	10	3220x4x2	20	42x6	5	68x6	10
100x6	10	3220x6x2	10	48x3	10	68x6x2	10
105x2	10	3220x6x4	10	48x4	10	68x6x6	5
105x3	20	3220x8x2	5	48x4x4	10	68x8	5
105x4	20	3220x8x4	10	48x5	10	6809	5
105x5	20	3220x8x6	5	48x5x4	10	6829	5
105x6	10	3220x12x6	2	48x6	10	6892	5
131x3	10	3220x12x8	2	48x6x2	5	69x2	10
131x4	10	3300x2	10	48x6x6	5	69x3	10
131x5	10	3300x4	10	48x8	5	69x4	10
131x6	10	3300x4x2	10	49x4	10	69x4x4	10
135	10	3300x6	5	49x4x4	5	69x5	10
140	5	3300x6x4	5	49x5	10	69x5x4	10
1442	5	3300x8	5	49x5x4	5	69x6	10
1443	5	3300x8x6	5	49x6	10	69x6x2	5
145	10	3325x2	10	49x8	5	69x6x6	5
1514	5	3325x4	10	60x2	50	69x8	5
1538	10	3325x4x2	5	60x3	50	7818	5
1548	10	3325x6	5	60x4	50	7828	5
1539	10	3325x6x4	5	60x5	50	7829	5
1540	10	3326x2	10	60x6	50	7896x3	5
202x3	10	3326x4	10	60x8	20	7896x4	5
202x4	10	3326x6	10	60x10	10	7904	5
202x4x4	10	3326x8	5	61x2	10	7906	5
202x5	10	3327x2	10	61x3	20	7908	2
202x5x4	10	3327x4	5	61x4	20	7914	2
202x6	10	3328x2	10	61x5	20	7934A	5
202x6x2	5	3328x4	5	61x6	10	7935	5
2030x4	10	3328x6	5	61x8	10	7936	5
2030x44	10	3350x2	5	6100x2	10	7937	5
2030x5	10	3350x4	5	6100x3	10	7940	5
2030x6	10	3350x6	5	6100x4	10	7941	5
2030x8	5	3400x2	10	62x2	10	C-632X	1
252x3	10	3400x4	10	62x3	10	CL-490	1
252x4	10	3400x6	5	62x4	10		
270	5	3400x8	5	62x5	10		
302x3	10	3500x2	10	62x6	10		
302x4	10	3500x4	10	62x8	5		