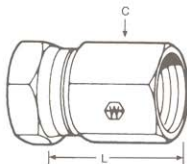


# NPSM Female Swivel Adapters

Steel  
Fittings

## Female Pipe Swivel to Female Pipe Straight

(Ref. SAE No. 140131)



NPSM Swivel Nut	Fem. Pipe Thread	Catalog Number	Hex C	L
1/8-27	1/8-27	9255x2x2	9/16	.880
1/4-18	1/4-18	9255x4x4	11/16	1.170
1/4-18	3/8-18	9255x4x6	7/8	1.312
3/8-18	1/4-18	9255x6x4	11/16	1.250
3/8-18	3/8-18	9255x6x6	7/8	1.310
3/8-18	1/2-14	9255x6x8	1	1.453
1/2-14	3/8-18	9255x8x6	1	1.500
1/2-14	1/2-14	9255x8x8	1	1.500
3/4-14	3/4-14	9255x12x12	1-1/4	1.620
3/4-14	1-11-1/2	9255x12x16	1-1/2	1.906
1-11-1/2	1-11-1/2	9255x16x16	1-1/2	2.000
1-1/4-11-1/2	1-1/4-11-1/2	9255x20x20	1-7/8	2.000
1-1/2-11-1/2	1-1/2-11-1/2	9255x24x24	2-1/8	2.000
2-11-1/2	2-11-1/2	9255x32x32	2-5/8	2.120

## Male Straight Thread to Female Pipe Swivel

(Ref. SAE No. 140157)



Straight Thread	NPSM Swivel Nut	Catalog Number	Hex C	L
7/16-20	1/4-18	9315x4x4	9/16	.970
7/16-20	3/8-18	9315x4x6	5/8	1.060
1/2-20	1/4-18	9315x5x4	5/8	1.109
9/16-18	1/4-18	9315x6x4	11/16	1.171
9/16-18	3/8-18	9315x6x6	11/16	1.090
9/16-18	1/2-14	9315x6x8	13/16	1.210
3/4-16	1/4-18	9315x8x4	7/8	1.234
3/4-16	3/8-18	9315x8x6	7/8	1.200
3/4-16	1/2-14	9315x8x8	7/8	1.260
3/4-16	3/4-14	9315x8x12	1	1.406
7/8-14	3/8-18	9315x10x6	1	1.375
7/8-14	1/2-14	9315x10x8	1	1.400
7/8-14	3/4-14	9315x10x12	1	1.546
1-1/16-12	1/2-14	9315x12x8	1-1/4	1.453
1-1/16-12	3/4-14	9315x12x12	1-1/4	1.600
1-3/16-12	3/4-14	9315x14x12	1-3/8	1.703
1-5/16-12	3/4-14	9315x16x12	1-1/2	1.734
1-5/16-12	1-11-1/2	9315x16x16	1-1/2	1.710
1-5/8-12	1-11-1/2	9315x20x16	1-7/8	1.828
1-5/8-12	1-1/4-11-1/2	9315x20x20	1-7/8	1.890
1-7/8-12	1-1/2-11-1/2	9315x24x24	2-1/8	1.953
2-1/2-12	2-11-1/2	9315x32x32	2-3/4	2.156

Replacement O-rings page 194.

NOTE: C and L dimensions subject to change.

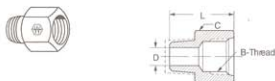
## Straight Thread O-Ring to For-Seal® Extended (Ref. SAE No. 520122)



For replacement straight thread O-ring, see page 194.  
Replacement For-Seal O-ring page 163.

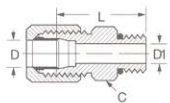
Tube O.D.	Port Size	Catalog Number	Hex C	D	I	L
3/8	3/8	4316x6	3/4	.264	1.46	2.27
1/2	1/2	4316x8	7/8	.378	1.75	2.67
3/4	3/4	4316x12	1-1/4	.609	2.52	3.76
1	1	4316x16	1-1/2	.811	2.87	4.14
1-1/4	1-1/4	4316x20	1-7/8	1.024	3.41	4.76
1-1/2	1-1/2	4316x24	2-1/8	1.260	3.82	5.26

## Female Straight Thread O-Ring to Male Pipe Adapter



Fem. Port Size	Male Pipe Thread	Catalog Number	Straight Thread B	Hex C	D	L
3/8	3/8	C3239x6x6	9/16-18	13/16	.406	1.38
3/8	1/2	C3239x6x8	9/16-18	7/8	.500	1.61
1/2	3/8	C3239x8x6	3/4-16	1	.406	1.46
1/2	1/2	C3239x8x8	3/4-16	1	.562	1.69
5/8	1/2	C3239x10x8	7/8-14	1-1/4	.531	1.81

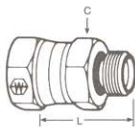
## Straight Thread O-Ring Connector to Ermeto® Stainless Steel No. 7327x (Ref. SAE No. 080120)



Replacement O-rings page 194.

Tube O.D.	Port Size	Catalog Number	Hex C	D	L	D1 Opt.
3/16	3/16	7315x3	1/2	.125	1.04	—
1/4	1/4	7315x4*	9/16	.203	1.13	—
1/4	5/16	7315x4x5*	5/8	.203	1.13	—
1/4	3/8	7315x4x6*	11/16	.203	1.19	.281
5/16	5/16	7315x5	5/8	.234	1.13	—
3/8	3/8	7315x6*	11/16	.281	1.21	—
3/8	1/2	7315x6x8	7/8	.281	1.29	.422
1/2	1/2	7315x8*	7/8	.422	1.38	—
1/2	5/8	7315x8x10*	1	.422	1.51	.500
1/2	3/4	7315x8x12*	1-1/4	.422	1.67	.656
5/8	5/8	7315x10*	1	.500	1.57	—
3/4	3/4	7315x12*	1-1/4	.656	1.79	—
3/4	1	7315x12x16	1-1/2	.656	1.82	.876
7/8	7/8	7315x14	1-3/8	.718	1.79	—
1	3/4	7315x16x12	1-1/2	.875	1.82	.656
1	1	7315x16*	1-1/2	.875	1.82	—
1-1/4	1-1/4	7315x20	1-7/8	1.093	1.90	—
1-1/2	1-1/2	7315x24	2-1/8	1.344	1.97	—
2	2	7315x32	2-3/4	1.813	2.13	—

## Male Straight Thread O-Ring to Female Pipe Swivel (Ref. SAE No. 140157)



Replacement O-rings page 194.

Port Size	NPSM Swivel Nut	Catalog Number	Hex C	L
1/4	1/4-18	9315x4x4	9/16	.970
1/4	3/8-18	9315x4x6	5/8	1.060
5/16	1/4-18	9315x5x4	5/8	1.109
3/8	1/4-18	9315x5x4	11/16	1.171
3/8	3/8-18	9315x6x6	11/16	1.090
3/8	1/2-14	9315x6x8	13/16	1.210
1/2	1/4-18	9315x8x4	7/8	1.234
1/2	3/8-18	9315x8x6	7/8	1.200
1/2	1/2-14	9315x8x8	7/8	1.260
1/2	3/4-14	9315x8x12	1	1.406
5/8	3/8-18	9315x10x6	1	1.375
5/8	1/2-14	9315x10x8	1	1.400
5/8	3/4-14	9315x10x12	1	1.546
3/4	1/2-14	9315x12x8	1-1/4	1.540
3/4	3/4-14	9315x12x12	1-1/4	1.600
7/8	3/4-14	9315x14x12	1-3/8	1.703
1	3/4-14	9315x16x12	1-1/2	1.734
1	1-11-1/2	9315x16x16	1-1/2	1.710
1-1/4	1-11-1/2	9315x20x16	1-7/8	1.828
1-1/4	1-1/2-11-1/2	9315x20x20	1-7/8	1.890
1-1/2	1-1/2-11-1/2	9315x24x24	2-1/8	1.953
2	2-11-1/2	9315x32x32	2-3/4	2.156

\* Available in stainless steel.