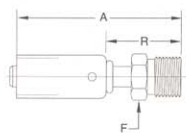


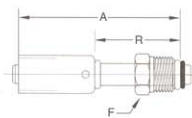
†To determine the correct length of hose, subtract the cut-off factor for each end fitting from the overall length of assembly. All dimensions shown in inches.

Bumped Tube O-Ring Male Rigid



HOSE I.D.	TUBE SIZE	CATALOG NUMBER	THREAD SIZE	LENGTH A	RUN R	HOSE CUT-OFF FACTOR†	HEX F
5/16	3/8	75706E-W06	5/8-18	2.94	1.54	1.63	5/8
13/32	1/2	75708E-W08	3/4-16	3.26	1.86	2.00	3/4
1/2	5/8	75710E-W10	7/8-14	3.35	1.95	2.13	7/8
5/8	5/8	75712E-W10	7/8-14	3.56	2.06	2.25	7/8
5/8	3/4	75712E-W12	1-1/16-14	3.56	2.06	2.25	1-1/16

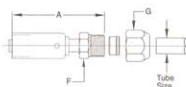
Bumped Tube O-Ring Male Swivel



HOSE I.D.	TUBE SIZE	CATALOG NUMBER	THREAD SIZE	LENGTH A	RUN R	HOSE CUT-OFF FACTOR†	HEX F	O-RING
5/16	3/8	75706E-Z06	5/8-18	2.94	1.54	1.63	5/8	ZW74706
5/16	1/2	75708E-Z08	3/4-18	3.15	1.75	1.88	3/4	ZW74708
13/32	1/2	75708E-Z08	3/4-18	3.26	1.86	2.00	3/4	ZW74708
1/2	5/8	75710E-Z10	7/8-18	3.35	1.95	2.13	7/8	ZW74710
1/2	3/4	75710E-Z12	1-1/16-16	3.46	2.06	2.25	1-1/16	ZW74712
5/8	5/8	75712E-Z10	7/8-18	3.56	2.06	2.25	7/8	ZW74710
5/8	3/4	75712E-Z12	1-1/16-16	3.56	2.06	2.25	1-1/16	ZW74712

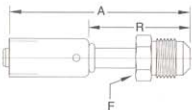
(Includes O-Ring)

Flareless Tube Rigid (With Nut and Sleeve)



HOSE I.D.	TUBE SIZE	CATALOG NUMBER	THREAD SIZE	LENGTH A	HOSE CUT-OFF FACTOR†	HEX F	HEX G
5/16	3/8	75706E-756	5/8-18	2.59	1.38	5/8	3/4
5/16	1/2	75706E-758	3/4-16	2.71	1.50	3/4	7/8
13/32	3/8	75708E-756	5/8-18	2.65	1.38	5/8	3/4
13/32	1/2	75708E-758	3/4-16	2.78	1.50	3/4	7/8
13/32	5/8	75708E-760	7/8-14	2.90	1.63	7/8	1-1/16
1/2	1/2	75710E-758	3/4-16	2.84	1.63	3/4	7/8
1/2	5/8	75710E-760	7/8-14	2.90	1.63	7/8	1-1/16
5/8	5/8	75712E-760	7/8-14	3.13	1.75	7/8	1-1/16
5/8	3/4	75712E-762	1-1/16-14	3.25	1.88	1-1/16	1-1/4

SAE 45° Male Rigid

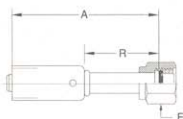


HOSE I.D.	TUBE SIZE	CATALOG NUMBER	THREAD SIZE	LENGTH A	RUN R	HOSE CUT-OFF FACTOR†	HEX F
5/16	3/8	75706E-306	5/8-18	3.28	1.88	2.00	5/8
13/32	1/2	75708E-308	3/4-16	3.40	2.00	2.13	3/4
1/2	5/8	75710E-310	7/8-14	3.71	2.31	2.50	7/8
5/8	3/4	75712E-312	1-1/16-14	4.00	2.50	2.75	1-1/16

†To determine the correct length of hose, subtract the cut-off factor for each end fitting from the overall length of assembly. All dimensions shown in inches.

*High Side Port
**Low Side Port

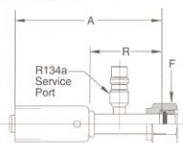
Bumped Tube O-Ring Female Swivel



HOSE I.D.	TUBE SIZE	CATALOG NUMBER	THREAD SIZE	LENGTH A	RUN R	HOSE CUT-OFF FACTOR†	HEX F	O-RING
5/16	3/8	75706E-Z47	5/8-18	2.78	1.38	1.50	3/4	ZW74706
5/16	1/2	75706E-Z49	3/4-16	2.90	1.50	1.63	7/8	ZW74708
13/32	1/2	75708E-Z49	3/4-16	3.06	1.66	1.75	7/8	ZW74708
13/32	5/8	75708E-Z51	7/8-14	3.09	1.69	1.88	1-1/16	ZW74710
1/2	5/8	75710E-Z51	7/8-14	3.09	1.69	1.88	1-1/16	ZW74710
1/2	3/4	75710E-Z53	1-1/16-14	3.21	1.81	2.00	1-1/4	ZW74712
5/8	5/8	75712E-Z51	7/8-14	3.31	1.81	2.00	1-1/16	ZW74710
5/8	3/4	75712E-Z53	1-1/16-14	3.31	1.81	2.00	1-1/4	ZW74712

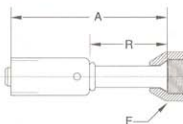
(Includes O-Ring)

Bumped Tube O-Ring Female Swivel W/R134a Service Port



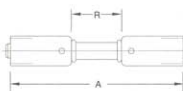
HOSE I.D.	TUBE SIZE	CATALOG NUMBER	THREAD SIZE	LENGTH A	RUN R	HOSE CUT-OFF FACTOR†	HEX F	O-RING
5/16	3/8	75706E-Z57*	5/8-18	4.28	1.88	3.00	3/4	ZW74706
13/32	1/2	75708E-Z59*	3/4-16	4.28	1.88	3.00	7/8	ZW74708
1/2	5/8	75710E-Z61**	7/8-14	4.52	2.12	3.25	1-1/16	ZW74710
5/8	5/8	75712E-Z61**	7/8-14	4.62	3.05	3.25	1-1/16	ZW74710

SAE 45° Flare Female Swivel



HOSE I.D.	TUBE SIZE	CATALOG NUMBER	THREAD SIZE	LENGTH A	RUN R	HOSE CUT-OFF FACTOR†	HEX F
5/16	3/8	75706E-406	5/8-18	2.78	1.38	1.50	3/4
5/16	1/2	75706E-408	3/4-16	2.90	1.50	1.75	7/8
13/32	1/2	75708E-408	3/4-16	2.84	1.44	1.56	7/8
1/2	5/8	75710E-410	7/8-14	3.09	1.69	1.81	1-1/16
5/8	5/8	75712E-410	7/8-14	3.25	1.75	2.00	1-1/16
5/8	3/4	75712E-412	1-1/16-14	3.25	1.75	2.00	1-1/4

Hose Splicer

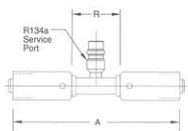


HOSE I.D.	HOSE I.D.	CATALOG NUMBER	LENGTH A	RUN R	HOSE CUT-OFF FACTOR†
5/16	5/16	75706E-Y36	4.30	1.50	1.50
5/16	13/32	75706E-Y38	4.30	1.50	1.50
13/32	13/32	75708E-Y38	4.30	1.50	1.50
13/32	1/2	75708E-Y40	4.43	1.63	1.63
1/2	1/2	75710E-Y40	4.43	1.63	1.63
1/2	5/8	75710E-Y41	4.65	1.75	1.75
5/8	5/8	75712E-Y41	4.75	1.75	1.75

For crimping information see page 323-328.

†To determine the correct length of hose, subtract the cut-off factor for each end fitting from the overall length of the assembly. All dimensions shown in inches.

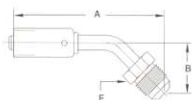
Hose Splicer W/R134a Service Port



HOSE I.D.	HOSE I.D.	CATALOG NUMBER	LENGTH A	RUN A	HOSE CUT-OFF FACTOR†
5/16	5/16	75706E-Y47*	5.42	2.62	1.50
13/32	13/32	75708E-Y48*	5.42	2.62	1.50
1/2	1/2	75710E-Y49**	5.42	2.62	1.63
5/8	5/8	75712E-Y50**	5.62	2.62	1.75

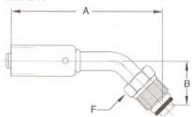
For crimping information see page 328)

SAE 45° Flare Male Rigid 45° Tube Elbow



HOSE I.D.	TUBE SIZE	CATALOG NUMBER	THREAD SIZE	LENGTH A	DROP B	HOSE CUT-OFF FACTOR†	HEX F
13/32	1/2	75708E-388	3/4-16	3.65	1.25	2.50	3/4
1/2	5/8	75710E-390	7/8-14	4.21	1.56	3.00	7/8

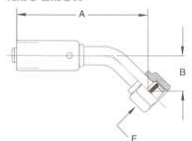
Bumped Tube O-Ring Male Swivel 45° Tube Elbow



HOSE I.D.	TUBE SIZE	CATALOG NUMBER	THREAD SIZE	LENGTH A	DROP B	HOSE CUT-OFF FACTOR†	HEX F	O-RING
5/16	3/8	75706E-Z26	5/8-18	3.09	.88	1.88	5/8	ZW74706
13/32	1/2	75708E-Z28	3/4-18	3.59	1.03	2.38	3/4	ZW74708
1/2	5/8	75710E-Z30	7/8-18	3.71	1.06	2.50	7/8	ZW74710
5/8	5/8	75712E-Z30	7/8-18	4.19	1.19	2.88	7/8	ZW74710
5/8	3/4	75712E-Z32	1-1/16-16	4.19	1.19	2.88	1-1/16	ZW74712

(Includes O-Ring)

Bumped Tube O-Ring Female Swivel 45° Tube Elbow

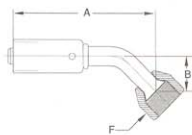


HOSE I.D.	TUBE SIZE	CATALOG NUMBER	THREAD SIZE	LENGTH A	DROP B	HOSE CUT-OFF FACTOR†	HEX F	O-RING
5/16	3/8	75706E-W47	5/8-18	3.51	.68	2.25	3/4	ZW74706
13/32	1/2	75708E-W49	3/4-16	3.63	1.05	2.25	7/8	ZW74708
1/2	5/8	75710E-W51	7/8-14	3.65	1.19	2.50	1-1/16	ZW74710
5/8	5/8	75712E-W51	7/8-14	4.00	1.29	2.75	1-1/16	ZW74710
5/8	3/4	75712E-W53	1-1/16-14	3.84	.94	2.50	1-1/4	ZW74712

(Includes O-Ring)

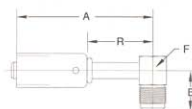
† To determine the correct length of hose, subtract the cut-off factor for each end fitting from the overall length of the assembly. All dimensions shown in inches.

SAE 45° Flare Female Swivel 45° Tube Elbow



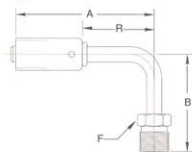
HOSE I.D.	TUBE SIZE	CATALOG NUMBER	THREAD SIZE	LENGTH A	DROP B	HOSE CUT-OFF FACTOR†	HEX F
5/16	3/8	75706E-486	5/8-18	3.42	.55	2.00	3/4
13/32	1/2	75708E-488	3/4-16	3.72	.58	2.50	7/8
1/2	5/8	75710E-490	7/8-14	4.34	.72	3.00	1-1/16
5/8	5/8	75712E-490	7/8-14	5.00	1.00	3.50	1-1/16
5/8	3/4	75712E-492	1-1/16-14	4.44	.72	3.00	1-1/4

SAE 45° Male Rigid 90° Elbow



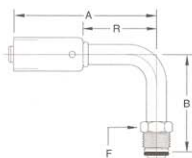
HOSE I.D.	TUBE SIZE	CATALOG NUMBER	THREAD SIZE	LENGTH A	RUN R	DROP B	HOSE CUT-OFF FACTOR†	HEX/SQUARE F
5/16	3/8	75706E-X06	5/8-18	4.07	2.67	.91	3.00	5/8
13/32	1/2	75708E-X08	3/4-16	4.14	2.74	1.47	3.00	7/8
1/2	5/8	75710E-X10	7/8-14	4.25	2.85	1.47	3.00	7/8
5/8	3/4	75712E-X12	1-1/16-14	4.45	2.95	1.56	3.00	1-1/16

Bumped Tube O-Ring Male Rigid 90° Tube Elbow



HOSE I.D.	TUBE SIZE	CATALOG NUMBER	THREAD SIZE	LENGTH A	RUN R	DROP B	HOSE CUT-OFF FACTOR†	HEX F
5/16	3/8	75706E-W66	5/8-18	4.00	2.60	1.53	2.75	5/8
13/32	1/2	75708E-W68	3/4-16	4.07	2.67	2.12	2.75	3/4
1/2	5/8	75710E-W70	7/8-14	4.15	2.75	2.21	2.88	7/8

Bumped Tube O-Ring Male Swivel 90° Tube Elbow



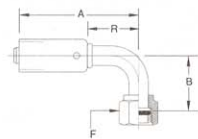
HOSE I.D.	TUBE SIZE	CATALOG NUMBER	THREAD SIZE	LENGTH A	RUN R	DROP B	HOSE CUT-OFF FACTOR†	HEX F	O-RING
5/16	3/8	75706E-Z66	5/8-18	4.00	2.60	1.53	2.75	5/8	ZW74706
5/16	1/2	75706E-Z68	3/4-18	4.07	2.67	1.53	2.75	3/4	ZW74708
13/32	3/8	75708E-Z66	5/8-18	4.00	2.60	1.77	2.75	5/8	ZW74706
13/32	1/2	75708E-Z68	3/4-18	4.07	2.67	2.12	2.75	3/4	ZW74708
1/2	5/8	75710E-Z70	7/8-18	4.15	2.75	2.21	2.88	7/8	ZW74710
1/2	3/4	75710E-Z72	1-1/16-16	4.25	2.85	2.35	3.00	1-1/16	ZW74712
5/8	5/8	75712E-Z70	7/8-18	4.24	2.74	2.25	2.88	7/8	ZW74710
5/8	3/4	75712E-Z72	1-1/16-16	4.35	2.85	2.87	3.00	1-1/16	ZW74712

(Includes O-Ring)

† To determine the correct length of hose, subtract the cut-off factor for each end fitting from the overall length of the assembly. All dimensions shown in inches.

*High Side Port
**Low Side Port
† Has body machined from hexstock.

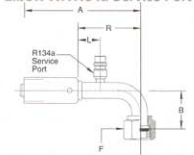
Bumped Tube O-Ring Female Swivel 90° Tube Elbow



HOSE I.D.	TUBE SIZE	CATALOG NUMBER	THREAD SIZE	LENGTH A	RUN R	DROP B	HOSE CUT-OFF FACTOR†	HEX F	O-RING
5/16	3/8	75706E-Z87	5/8-18	4.07	2.67	1.12	2.75	3/4	ZW74706
5/16	1/2	75706E-Z89	3/4-16	4.14	2.74	1.31	2.88	7/8	ZW74708
13/32	3/8	75708E-Z87	5/8-18	4.07	2.67	1.31	2.75	3/4	ZW74706
13/32	1/2	75708E-Z89	3/4-16	4.14	2.74	1.50	2.88	7/8	ZW74708
1/2	5/8	75710E-Z91	7/8-14	4.25	2.85	1.75	3.00	1-1/16	ZW74710
5/8	5/8	75712E-Z91	7/8-14	4.35	2.85	1.75	3.00	1-1/16	ZW74710
5/8	3/4	75712E-Z93	1-1/16-14	4.45	2.95	1.75	3.13	1-1/4	ZW74712

(Includes O-Ring)

Bumped Tube O-Ring Female Swivel 90° Tube Elbow W/R134a Service Port

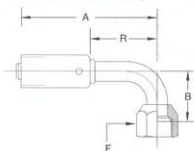


HOSE I.D.	TUBE SIZE	CATALOG NUMBER	A	THREAD SIZE	RUN R	DROP B	HOSE CUT-OFF FACTOR†	HEX F	LENGTH L	O-RING
5/16	3/8	75706E-Z97*	2.52	5/8-18	2.12	1.12	2.75	3/4	1.50	ZW74706
13/32	1/2	75708E-Z99*	4.15	3/4-16	2.75	1.68	2.88	7/8	1.50	ZW74708
1/2	5/8	75710E-Z01**	3.78	7/8-14	2.38	1.50	3.00	1-1/16	1.50	ZW74710
5/8	5/8	75712E-Z01**	4.61	7/8-14	3.11	1.95	3.00	1-1/16	1.50	ZW74710

(Includes O-Ring)

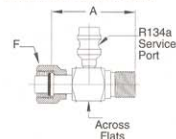
For crimping information see page 328.

SAE 45° Flare Female Swivel 90° Tube Elbow



HOSE I.D.	TUBE SIZE	CATALOG NUMBER	A	THREAD SIZE	RUN R	DROP B	HOSE CUT-OFF FACTOR†	HEX F
5/16	3/8	75706E-466	4.07	5/8-18	2.67	1.12	2.75	3/4
13/32	1/2	75708E-468	4.14	3/4-16	2.74	1.31	2.88	7/8
1/2	5/8	75710E-470	4.25	7/8-14	2.85	1.56	3.00	1-1/16
5/8	5/8	75712E-470	4.35	7/8-14	2.85	1.50	3.00	1-1/16
5/8	3/4	75712E-472	4.45	1-1/16-14	2.95	1.75	3.13	1-1/4

Bumped Tube O-Ring Service Port Adapter W/R134a Service Port



TUBE SIZE	CATALOG NUMBER	THREAD SIZE	LENGTH A	ACROSS FLATS	HEX F	O-RING
3/8	75701*	5/8-18	2.02	5/8†	3/4	ZW74706
1/2	75702*	3/4-16	2.22	7/8	7/8	ZW74708
5/8	75704**	7/8-14	2.63	7/8	1-1/16	ZW74710
3/4	75706**	1-1/16-14	2.89	1-1/16	1-1/4	ZW74712

(Includes O-Ring)

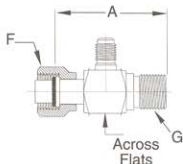
†To determine the correct length of hose, subtract the cut-off factor for each end fitting from the overall length of the assembly. All dimensions shown in inches.

*High Side Port

**Low Side Port

†Has body machined from hex stock.

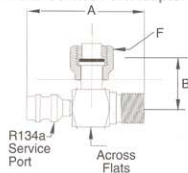
Bumped Tube O-Ring Service Port Adapter W/R12 Service Port



TUBE SIZE	CATALOG NUMBER	THREAD SIZE G	LENGTH A	ACROSS FLATS	HEX F	SERVICE PORT THREAD	O-RING
3/8	R12-Z56*	5/8-18	2.02	5/8 [†]	3/4	3/8-24	ZW74706
1/2	R12-Z58*	3/4-16	2.22	7/8	7/8	3/8-24	ZW74708
5/8	R12-Z60**	7/8-14	2.63	7/8	1-1/16	3/8-24	ZW74710
3/4	R12-Z62**	1-1/16-14	2.89	1-1/16	1-1/4	7/16-20	ZW74712

(Includes O-Ring)

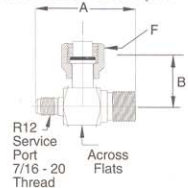
90° Bumped Tube O-Ring R134a Service Port Adapter



TUBE SIZE	CATALOG NUMBER	THREAD SIZE	LENGTH A	DROP B	ACROSS FLATS	HEX F	O-RING
3/8	75729*	5/8-18	2.40	1.05	5/8 [†]	3/4	ZW74706
1/2	75730*	3/4-16	2.60	1.15	7/8	7/8	ZW74708
5/8	75731**	7/8-14	2.74	1.30	7/8	1-1/16	ZW74710
3/4	75732**	1-1/16-14	3.10	1.39	1-1/16 [†]	1-1/4	ZW74712

(Includes O-Ring)

90° Bumped Tube O-Ring R12 Service Port Adapter



TUBE SIZE	CATALOG NUMBER	THREAD SIZE	LENGTH A	DROP B	ACROSS FLATS	HEX F	O-RING
3/8	R12-Z96*	5/8-18	2.07	1.05	5/8 [†]	3/4	ZW74706
1/2	R12-Z97*	3/4-16	2.27	1.15	7/8	7/8	ZW74708
5/8	R12-Z98**	7/8-14	2.41	1.30	7/8	1-1/16	ZW74710
3/4	R12-Z99**	1-1/16-16	2.77	1.39	1-1/16 [†]	1-1/4	ZW74712

(Includes O-Ring)

Note: 3/8-24 Thread (High Side Port)

7/16-20 Thread (Low Side Port)

Replacement O-Rings



TUBE O.D.	CATALOG NUMBER
3/8	ZW74706
1/2	ZW74708
5/8	ZW74710
3/4	ZW74712

Material: Hydrogenated Nitrile (HNBR), 70 Durometer

Temperature Range: -40°F to +250°F (-40°C to +121°C)

Color: Green

Equipment Assortments

SR3100W • Weatherhead Air Conditioning Assortment



Air Conditioning Assortment Kit; containing the most popular steel air conditioning hose ends for use with H757 air conditioning hose.

Included in Kit:

(various sizes)

- Bumped Tube O-Ring Male Swivels
- Bumped Tube O-Ring Male Swivel 90° Tube Elbows
- O-Ring Assortment
- Stackable Sturdy Steel Case (18" x 12" x 3")

CATALOG NUMBER	QTY.	CATALOG NUMBER	QTY.	CATALOG NUMBER	QTY.	CATALOG NUMBER	QTY.
75706E-Z47	4	75706E-Z87	4	75708E-Z08	4	ZW74706	4
75708E-Z49	4	75708E-Z89	4	75710E-Z10	4	ZW74708	4
75710E-Z51	4	75710E-Z91	4	75712E-Z12	4	ZW74710	4
75712E-Z51	4	75712E-Z91	4	75706E-Z66	4	ZW74712	4
75712E-Z53	4	75712E-Z93	4	75708E-Z68	4		
		75706E-Z06	4	75710E-Z70	4		

FF12139 • E-Z Clip System™



The E-Z Clip System is designed for assembly with Weatherhead Multi-Refrigerant hose GH134. It's engineered connection exceeds SAE J2064 and has been vibration and impulse tested.

Note: The E-Z Clip System has been designed to work exclusively with Weatherhead GH134 Hose.

Kit Contents Components

PART NUMBER	DESCRIPTION	QTY/PER KIT
1F40104-size	Clips	20 each size
1F40105-size	Cages	10 each size
FT1357	Assy. Tool	1
T-135	Hose Cutter	1
T-135B	Replacement Blade	1

BL-456 • Barb-Tite® Fittings and Hose Assortment



Making up an air line – oil line – transmission or power steering return line? The BL-456 assortment puts Eaton Barb-Tite® fittings and 1/4", 5/16", and 3/8" I.D. 350 PSI maximum operating pressure H101 hose at your fingertips for quick and easy assembly. Simply push ends on hose, and you have a hose assembly. No clamps required!

Measure the hose on top of the cabinet with the rule provided and then select the proper hose ends from the assortment in the two metal drawers. Within minutes the hose assembly is ready for installation.

Size: 15" wide, 16-1/2" high, 13-3/16" deep
16 Compartments in each drawer.

CATALOG NUMBER	QUANTITY	CATALOG NUMBER	QUANTITY	CATALOG NUMBER	QUANTITY	CATALOG NUMBER	QUANTITY
10004B-102	4	10004B-B04	4	10005B-C02	4	10006B-606	4
10004B-104	4	10004B-B05	4	10005B-C04	4	10006B-B06	4
10004B-304	4	10004B-Y04	4	10005B-Y05	4	10006B-Y06	4
10004B-305	4	10005B-102	4	10006B-102	4	H10104	25'
10004B-405	4	10005B-104	4	10006B-104	4	H10105	25'
10004B-604	4	10005B-405	4	10006B-106	4	H10106	25'
10004B-A04	4	10005B-B05	4	10006B-306	4	FS-501	1
10004B-A05	4	10005B-B06	4	10006B-406	4	BL-456X	1