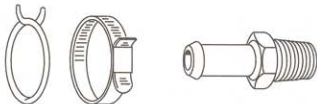


## Field Attachable 057 'B' Series

### Hose End 057 'B' Series



#### Assembly Instructions:

1. Slide clamp over hose.
2. Insert barbed end of fitting into hose.
3. Locate band clamp in the middle of 057 'B' Series inserts and tighten.

**⚠ CAUTION:** Hose can be cut or damaged if over-tightened.

4. Position wire clamp behind bump on 057 'B' Series insert with H057 hose only.

**⚠** Refer to important safety information on page 3.

**Typical Application:** Low pressure air, fuel and oil applications. Generally used for automotive, light truck, and small engine fuel lines.

**Compatible Hose:** H057, H105, H115\* hose (\*H105 and H115 for air applications only.)

**Pressure:** Determined by maximum working pressure for hose size. See page 14 for working pressure ratings for hose end configurations.

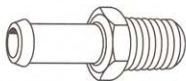
**Material:** CA360 brass.

**Advantages:** Easy to assemble – just push the fitting into the hose and clamp. Good selection of configurations at reasonable cost.

**Ordering Information:** Order individually by catalog number.

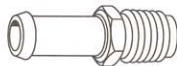
**Note:** Refer to current price list for availability of cataloged items. Configurations and dimensions subject to change without notice.

### Male Pipe Rigid

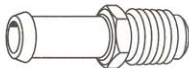


HOSE I.D.	PIPE SIZE	CATALOG NUMBER
3/16	1/8	05703B-102
1/4	1/8	05704B-102
1/4	1/4	05704B-104
5/16	1/8	05705B-102
5/16	1/4	05705B-104
3/8	1/8	05706B-102
3/8	1/4	05706B-104
3/8	3/8	05706B-106
5/8	3/8	05710B-106
5/8	1/2	05710B-108
3/4	1/2	05712B-108

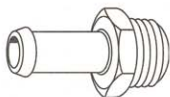
### Inverted Male Connector



HOSE I.D.	TUBE SIZE	CATALOG NUMBER
5/16	1/4	05705B-1598
5/16	5/16	05705B-1560
5/16	3/8	05705B-1561
3/8	5/16	05706B-1568
3/8	3/8	05706B-1570

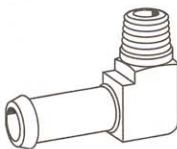
**Field Attachable  
057 'B' Series**
**SAE 45° Flare  
Connector**


HOSE I.D.	TUBE SIZE	CATALOG NUMBER
3/8	5/16	05706B-305

**Male Straight Thread  
Connector**


HOSE I.D.	THREAD SIZE	CATALOG NUMBER
3/8	9/16-24	05706B-1412
3/8	7/8-20	05706B-1413
3/8	5/8-20	05706B-1569

(Gasket included.)

**Male Pipe Rigid 90°  
Elbow**


HOSE I.D.	PIPE SIZE	CATALOG NUMBER
1/4	1/8	05704B-C02
5/16	1/8	05705B-C02
5/16	1/4	05705B-C04
3/8	1/8	05706B-C02
3/8	1/4	05706B-C04
3/8	3/8	05706B-C06
5/8	3/8	05710B-C06

**Inverted Male Swivel  
90° Elbow**


HOSE I.D.	TUBE SIZE	CATALOG NUMBER
1/4	1/4	05704B-B64
1/4	5/16	05704B-B65
5/16	5/16	05705B-B65
3/8	5/16	05706B-B65
3/8	3/8	05706B-B66
3/8	5/16	05706B-1416#
3/8	3/8	05706B-1417#

(# Chrome plated.)

Inverted Male Tee Swivel



HOSE I.D.	TUBE SIZE	CATALOG NUMBER
3/8	5/16	05706B-1414#
3/8	3/8	05706B-1415#

(# Chrome plated.)

Gear Type Hose Clamp



HOSE I.D.	CATALOG NUMBER
3/16, 1/4,	6202
5/16, 3/8, 7/16	

Wire Hose Clamp  
(For H057 Hose Only)



HOSE I.D.	CATALOG NUMBER
3/16, 1/4	1538
5/16	1539
3/8	1540

## Equipment Assortments

### RG-24 • Hydraulic O-Ring Assortment



Eaton's RG-24 is your solution to storing a useful inventory of hydraulic o-rings. This kit contains o-rings for Eaton's straight thread and FOR-SEAL® tube fitting applications as well as popular (code 61) split flange hydraulic applications. The RG-24 comes enclosed in a handy steel case with a carrying handle. Consider an

RG-24 for an over-the-counter sales merchandiser or keep one in your equipment shop or maintenance trailer to prepare for those critical "got-to-have-it" applications.

Twenty-four individual compartments keep your hydraulic o-ring inventory separated by part number, and labelled illustrations on the inside of

the assortment prevent the mix-up of o-rings. Compact, organized and reasonably priced, if you specialize in hydraulic applications which call for o-rings – we've got your number – RG-24.

#### RG-24 • O-Ring Assortment Contents

PART NUMBER	SPLIT FLANGE QUANTITY	PART NUMBER	FOR-SEAL® QUANTITY	PART NUMBER	STRAIGHT THR. QUANTITY
8x252	12	4629x4	12	7629x4	12
12x252	12	4629x6	12	7629x5	12
16x252	12	4629x8	12	7629x6	12
20x252	12	4629x10	12	7629x8	12
24x252	12	4629x12	12	7629x10	12
32x252	12	4629x16	12	7629x12	12
		4629x20	12	7629x16	12
		4629x24	12	7629x20	12
				7629x24	12
				7629x32	12

### FL-310 • Fuel Hose and Fittings Assortment



FL-310 contains 250' of Weatherhead fuel line hose, a variety of brass hose end fittings, and gear-type clamps for easy, instant service on fuel and oil line assemblies.

A well-designed cabinet keeps 1/4", 5/16", 3/8", or 7/16" I.D. hose on reels free of kinks and tangles...

ready for instant use. Ten clear plastic drawers with color-coded illustrated labels are provided for storing hose end fittings and clamps. H057 hose is compatible with unleaded gasolines and low pressure fuel systems.

**Size:** 30" wide, 13-1/2" high, 13" deep

CATALOG NUMBER	QUANTITY	CATALOG NUMBER	QUANTITY
05704B-102	10	05706B-104	10
05704B-104	5	05706B-106	5
05704B-C02	5	05706B-1568	5
05705B-102	10	05706B-1570	5
05705B-104	10	05706B-C02	5
05705B-1560	5	05706B-C04	5
05705B-1561	5	6202	20
05705B-C02	5	CL-434	1
05705B-C04	5	FL-310X	1
05706B-102	10	H05704	100'
		H05705	100'
		H05706	50'