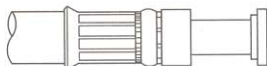


Hose End 570 'S' Series

(Stainless Steel one piece stem.)



Refer to important safety information on page 3.

WARNING - 57032S ends can ONLY be crimped on the T-440.

Ordering Information: Order individually by catalog number; reference individual hose end listings for details. For split flange kits, reference pages 317-320.

Note: Refer to current price list for availability of cataloged items. Configurations and dimensions subject to change without notice.

Typical Application: Very high pressure hydraulic lines subjected to extreme pressure surges and flexing. Some applications include mining, construction, forestry, farming and high performance industrial equipment.

Compatible Hose: H470

Pressure: Determined by maximum working pressure for hose size and hose end configuration whichever is lesser. See page 14 for working pressure ratings for hose end configurations.

Material: Stainless steel one piece stem, high strength and ductility steel collar.

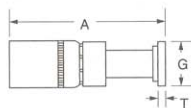
Advantages: SAE Code 62 High Pressure Series hose ends. Thicker tube wall for greater mechanical load bearing, stainless insert eliminates corrosion problems, tapered flange head design offers superior stress resistance.

Assemble With: T-410-1 Coll-O-Crimp II, T-440-1 Coll-O-Crimp II Plus, T-420-1 Coll-O-Crimp Super I or T-480.

Label Set: FS-1800

†To determine the correct length of hose, subtract the cut-off factor for each end fitting from the overall length of assembly.

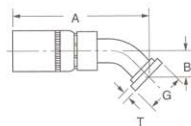
Split Flange Straight (SAE Code 62)



HOSE I.D.	NOMINAL FLANGE SIZE	CATALOG NUMBER	REPLACEMENT O-RING (NOT INCLUDED)	A	HOSE CUT-OFF FACTOR†	HOLE DIA.	DIA. G	T NOMINAL
3/4	3/4	57012S-D12	12x252	5.21	3.19	.59	1.62	.345
3/4	1	57012S-D16	16x252	5.34	3.31	.59	1.88	.375
1	1	57016S-D16	16x252	5.70	3.38	.78	1.88	.375
1	1-1/4	57016S-D20	20x252	5.88	3.50	.78	2.12	.405
1-1/4	1-1/4	57020S-D20	20x252	6.33	3.19	.98	2.12	.405
1-1/4	1-1/2	57020S-D24	24x252	6.52	3.38	.98	2.50	.495
1-1/2	1-1/2	57024S-D24	24x252	7.45	4.06	1.17	2.50	.495
2	2	57032S-D32	32x252	9.05	5.25	1.56	3.12	.495

(For Split Flange Kits, see page 317-320.)

Split Flange 45° Tube Elbow (SAE Code 62)

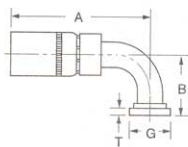


HOSE I.D.	NOMINAL FLANGE SIZE	CATALOG NUMBER	REPLACEMENT O-RING (NOT INCLUDED)	A	HOSE CUT-OFF FACTOR†	B	HOLE DIA.	DIA. G	T NOMINAL
3/4	3/4	57012S-D42	12x252	5.24	1.08	3.19	.59	1.62	.345
3/4	1	57012S-D46	16x252	5.33	1.17	3.25	.59	1.88	.375
1	1	57016S-D46	16x252	6.01	1.32	3.63	.78	1.88	.375
1	1-1/4	57016S-D50	20x252	6.14	1.45	3.75	.78	2.12	.405
1-1/4	1-1/4	57020S-D50	20x252	7.31	1.56	4.19	.98	2.12	.405
1-1/4	1-1/2	57020S-D54	24x252	7.44	1.69	4.31	.98	2.50	.495
1-1/2	1-1/2	57024S-D54	24x252	8.24	1.79	4.81	1.17	2.50	.495
2	2	57032S-D62	32x252	9.62	2.26	5.88	1.56	3.12	.495

(For Split Flange Kits, see page 317-320.)

†To determine the correct length of hose, subtract the cut-off factor for each end fitting from the overall length of assembly.

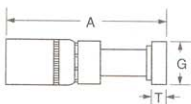
Split Flange 90° Tube Elbow (SAE Code 62)



HOSE LD	NOMINAL FLANGE SIZE	CATALOG NUMBER	REPLACEMENT O-RING (NOT INCLUDED)	A	B	HOSE CUT-OFF FACTOR	HOLE DIA.	DIA. G	T NOMINAL
3/4	3/4	57012S-D72	12x252	4.79	2.34	2.75	.59	1.62	.345
3/4	1	57012S-D76	16x252	4.79	2.47	2.75	.59	1.88	.375
1	1	57016S-D76	16x252	5.57	2.81	3.19	.78	1.88	.375
1	1-1/4	57016S-D80	20x252	5.57	2.99	3.19	.78	2.12	.405
1-1/4	1-1/4	57020S-D80	20x252	6.63	3.60	3.50	.98	2.12	.405
1-1/4	1-1/2	57020S-D84	24x252	6.63	3.79	3.50	.98	2.50	.495
1-1/2	1-1/2	57024S-D84	24x252	7.62	4.15	4.19	1.17	2.50	.495
2	2	57032S-D92	32x252	8.97	5.49	5.25	1.56	3.12	.495

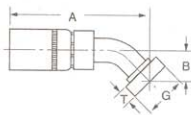
(For Split Flange Kits, see page 317-320.)

Split Flange Straight THICK-FLANGE™ (SAE Code 62)



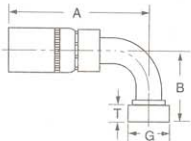
HOSE LD	NOMINAL FLANGE SIZE	CATALOG NUMBER	REPLACEMENT O-RING (NOT INCLUDED)	A	HOSE CUT-OFF	HOLE DIA.	DIA. E	THICK-FLANGE T NOMINAL
3/4	3/4	57012S-K12	12x252	5.43	3.38	.59	1.62	.570
3/4	1	57012S-K16	16x252	5.53	3.50	.59	1.88	.570
1	1	57016S-K16	16x252	5.89	3.50	.78	1.88	.570
1	1-1/4	57016S-K20	20x252	6.04	3.69	.78	2.12	.570
1-1/4	1-1/4	57020S-K20	20x252	6.49	3.31	.98	2.12	.570
1-1/4	1-1/2	57020S-K24	24x252	6.59	3.44	.98	2.50	.570
1-1/2	1-1/2	57024S-K24	24x252	7.52	4.13	1.17	2.50	.570
2	2	57032S-K32	32x252	9.12	5.31	1.56	3.12	.570

Split Flange 45° Tube Elbow THICK-FLANGE™ (SAE Code 62)



HOSE LD	NOMINAL FLANGE SIZE	CATALOG NUMBER	REPLACEMENT O-RING (NOT INCLUDED)	A	B	HOSE CUT-OFF FACTOR†	HOLE DIA.	DIA. G	T NOMINAL
3/4	3/4	57012S-K42	12x252	5.39	1.23	3.31	.59	1.62	.570
3/4	1	57012S-K46	16x252	5.46	1.30	3.44	.59	1.88	.570
1	1	57016S-K46	16x252	6.14	1.45	3.75	.78	1.88	.570
1	1-1/4	57016S-K50	20x252	6.25	1.56	3.88	.78	2.12	.570
1-1/4	1-1/4	57020S-K50	20x252	7.42	1.67	4.25	.98	2.12	.570
1-1/4	1-1/2	57020S-K54	24x252	7.49	1.74	4.31	.98	2.50	.570
1-1/2	1-1/2	57024S-K54	24x252	8.29	1.84	4.88	1.17	2.50	.570
2	2	57032S-K62	32x252	9.67	2.31	5.88	1.56	3.12	.570

Split Flange 90° Tube Elbow THICK-FLANGE™ (SAE Code 62)



HOSE LD	NOMINAL FLANGE SIZE	CATALOG NUMBER	REPLACEMENT O-RING (NOT INCLUDED)	A	B	HOSE CUT-OFF FACTOR	HOLE DIA.	DIA. G	T NOMINAL
3/4	3/4	57012S-K72	12x252	4.79	2.56	2.75	.59	1.62	.570
3/4	1	57012S-K76	16x252	4.79	2.70	2.75	.59	1.88	.570
1	1	57016S-K76	16x252	5.57	3.00	3.19	.78	1.88	.570
1	1-1/4	57016S-K80	20x252	5.57	3.15	3.19	.78	2.12	.570
1-1/4	1-1/4	57020S-K80	20x252	6.63	3.76	3.50	.98	2.12	.570
1-1/4	1-1/2	57020S-K84	24x252	6.63	3.86	3.50	.98	2.50	.570
1-1/2	1-1/2	57024S-K84	24x252	7.62	4.22	4.19	1.17	2.50	.570
2	2	57032S-K92	32x252	8.97	5.56	5.19	1.56	3.12	.570